



# MONEY



1 Match the coins to their value.



1p




10p




£1

2 Tick the coin that is in the wrong place.






pence








pounds













3 Circle the coin that is equal to the amount on the ten frame.








4 Write  $<$ ,  $>$  or  $=$  to compare the amounts.



5 Complete the sentences.



is equal to



coins.




is equal to



coins.



is equal to




coins.

- 6 How many ways can you make 20p using only silver coins?



Use or draw coins to prove your answer.

A large, empty rectangular box with a red border, intended for students to draw or use coins to prove their answer to the problem.

# Answers



1

1p

10p

£1

Detailed description: This section shows three coins on the left and three labels in rounded rectangles on the right. A red arrow points from a brown 1p coin to the "1p" label. Another red arrow points from a yellow 10p coin to the "10p" label. A third red arrow points from a silver 10p coin to the "£1" label. The 10p and £1 labels are crossed out with a red 'X'.

2

pence                      pounds

Detailed description: Two large circles represent groups of coins. The left circle, labeled "pence", contains three coins: a brown 1p coin, a silver 5p coin, and a silver 10p coin. The right circle, labeled "pounds", contains three coins: a yellow 10p coin, a silver 10p coin, and a gold 2p coin. A red checkmark is placed over the silver 10p coin in the "pounds" group.

3

Detailed description: A 3x3 grid of coins. Each row contains a 5p coin, a 10p coin, and a 50p coin. The 50p coin in the top row is circled in pink. The 10p coin in the middle row is circled in pink. The 50p coin in the bottom row is circled in pink.

